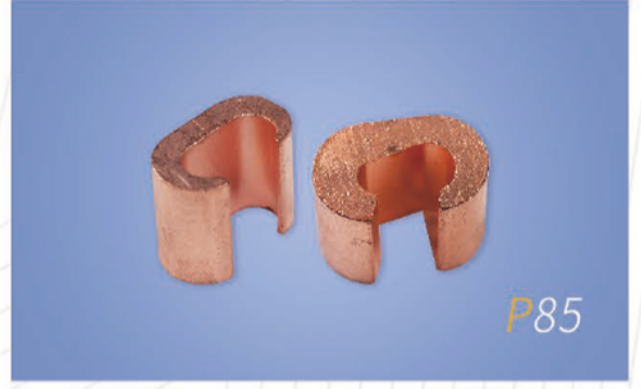






PICTURE INDEX





PICTURE INDEX





PICTURE INDEX

Non-standard Terminals



4 Holes with slot



Middle Beat Double Bend



90° Flat mouth Terminals



90° Double Bend Terminals



90° Non-standard Terminals



Wire Winding Terminals



Right Bend Terminals



90° With nuts



Width Limiting Lugs



LYF with Flat mouth



CU Lugs



T45° with long plane



Hexagonal bar



Transverse cutting port flat corner terminal



Flaring Lugs



Copper Bar



Terraced Lugs



90° Non-insulated Copper Sheet Terminals



90° Copper Sheet Terminals



2 Holes Copper Sheet Terminals with Wide Palm



Copper Bar



Flag terminals



Custom-made copper sheet terminals



Double holes copper sheet terminals